
Vernier Cart Guide

Order Code CGUIDE

The Cart Guide is intended to keep a cart moving in a straight linear path.

Using the Cart Guide

On the first use of the Cart Guide, remove the thin plastic coating from both surfaces.

Place the Cart Guide on a smooth, hard surface such as a tabletop or a slanted board. Set the cart over the Cart Guide so that the wheels are on either side of the Cart Guide. Give the cart a push, or let it roll. When using tape to secure the Cart Guide, be careful the tape does not interfere with the motion of the cart.

If desired, standard dry-erase markers can be used on the Cart Guide.

Care and Maintenance

The Cart Guide can be cleaned with a damp cloth. An alcohol-based sanitizer can be used to wipe down the surface between uses, if needed. Do not use abrasives or solvents with the Cart Guide.

Vernier Cart Guide

Order Code CGUIDE

The Cart Guide is intended to keep a cart moving in a straight linear path.

Using the Cart Guide

On the first use of the Cart Guide, remove the thin plastic coating from both surfaces.

Place the Cart Guide on a smooth, hard surface such as a tabletop or a slanted board. Set the cart over the Cart Guide so that the wheels are on either side of the Cart Guide. Give the cart a push, or let it roll. When using tape to secure the Cart Guide, be careful the tape does not interfere with the motion of the cart.

If desired, standard dry-erase markers can be used on the Cart Guide.

Care and Maintenance

The Cart Guide can be cleaned with a damp cloth. An alcohol-based sanitizer can be used to wipe down the surface between uses, if needed. Do not use abrasives or solvents with the Cart Guide.

Vernier Cart Guide

Order Code CGUIDE

The Cart Guide is intended to keep a cart moving in a straight linear path.

Using the Cart Guide

On the first use of the Cart Guide, remove the thin plastic coating from both surfaces.

Place the Cart Guide on a smooth, hard surface such as a tabletop or a slanted board. Set the cart over the Cart Guide so that the wheels are on either side of the Cart Guide. Give the cart a push, or let it roll. When using tape to secure the Cart Guide, be careful the tape does not interfere with the motion of the cart.

If desired, standard dry-erase markers can be used on the Cart Guide.

Care and Maintenance

The Cart Guide can be cleaned with a damp cloth. An alcohol-based sanitizer can be used to wipe down the surface between uses, if needed. Do not use abrasives or solvents with the Cart Guide.

Vernier Cart Guide

Order Code CGUIDE

The Cart Guide is intended to keep a cart moving in a straight linear path.

Using the Cart Guide

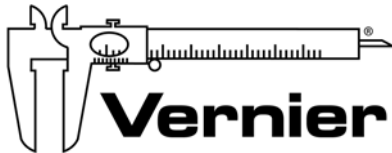
On the first use of the Cart Guide, remove the thin plastic coating from both surfaces.

Place the Cart Guide on a smooth, hard surface such as a tabletop or a slanted board. Set the cart over the Cart Guide so that the wheels are on either side of the Cart Guide. Give the cart a push, or let it roll. When using tape to secure the Cart Guide, be careful the tape does not interfere with the motion of the cart.

If desired, standard dry-erase markers can be used on the Cart Guide.

Care and Maintenance

The Cart Guide can be cleaned with a damp cloth. An alcohol-based sanitizer can be used to wipe down the surface between uses, if needed. Do not use abrasives or solvents with the Cart Guide.



Vernier Software & Technology
 13979 SW Millikan Way • Beaverton, OR 97005-2886
 Toll Free (888) 837-6437 • (503) 277-2299 • Fax (503) 277-2440
 info@vernier.com • www.vernier.com

Rev. 05/16/2022



Printed on recycled paper

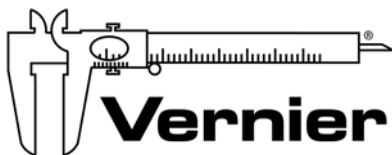


Vernier Software & Technology
 13979 SW Millikan Way • Beaverton, OR 97005-2886
 Toll Free (888) 837-6437 • (503) 277-2299 • Fax (503) 277-2440
 info@vernier.com • www.vernier.com

Rev. 05/16/2022



Printed on recycled paper

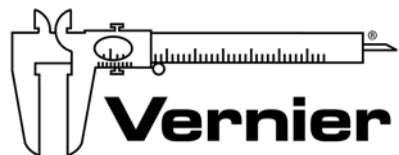


Vernier Software & Technology
 13979 SW Millikan Way • Beaverton, OR 97005-2886
 Toll Free (888) 837-6437 • (503) 277-2299 • Fax (503) 277-2440
 info@vernier.com • www.vernier.com

Rev. 05/16/2022



Printed on recycled paper



Vernier Software & Technology
 13979 SW Millikan Way • Beaverton, OR 97005-2886
 Toll Free (888) 837-6437 • (503) 277-2299 • Fax (503) 277-2440
 info@vernier.com • www.vernier.com

Rev. 05/16/2022



Printed on recycled paper